



ANSI/BHMA A 156.17 GRADE 1 PASSED 1,000,000 TESTING CYCLES



MULTI-FUNCTION CLOSER HINGE

Combined Performance:

- Hinge
- Door Closer
- Hold Open
- Door Stop



watersonusa.com

Practical
Adjustable
Durable
Safe
Simple

Eliminate overhead closers, save money and improve looks.
 Adjusts to meet ADA requirements with secure, quiet closing.
 Corrosion resistant stainless steel. Patented designs do not leak oil.
 UL listed for use on fire rated doors.
 Fits standard hinge templates for swinging doors and gates.



A Movement Revolution

Commercial Grade Stainless Steel
 K51M - Full Mortise Closer Hinges
 K51L - Swing Clear Closer Hinges

K51 M -450 -A3 -630 WP01

Materials

K51: Stainless Steel
(Type 304 is standard)

Closer Hinge Style

M: Full Mortise (non-handed)

MP: Full Mortise with Weather Resistant Cap

L-SWRH: Swing Clear (reversible)

Hinge Sizes

400: 4" x 4"	545: 5" x 4.5"	Custom
450: 4.5" x 4.5"	500: 5" x 5"	
455: 4.5" x 5"	600: 6" x 6"	

Options

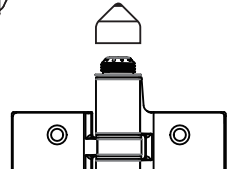
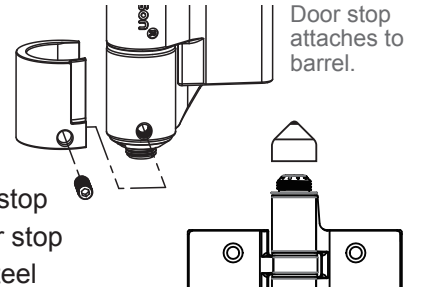
WP01: 90° door stop

WP02: 120° door stop

316: Stainless Steel

R14: 1/4" Radius Corners

R58: 5/8" Radius Corners



Finishes On Stainless Steel

630 (US32D) - Satin Stainless Steel

631 (US19) - Flat Black – Powder coating

695 - Dark Satin Bronze – Powder coating

731 (US4) - Satin Brass – Physical vapor deposition

612 (US10) - Satin Bronze – Physical vapor deposition

Contact us for custom finishes.

Function Model

Purely Mechanical: A Mechanical + Hold Open: C

Hydraulic Hybrid: B Hydraulic+Hold Open: D

Hinges per Set

Sets are combinations of closer hinges with these functions.

DS | Double closing force

SA | Closing force + Swing speed adjustment

SA1 | Closing force + Latch speed adjustment

SB | Closing force adjustment + Hold open

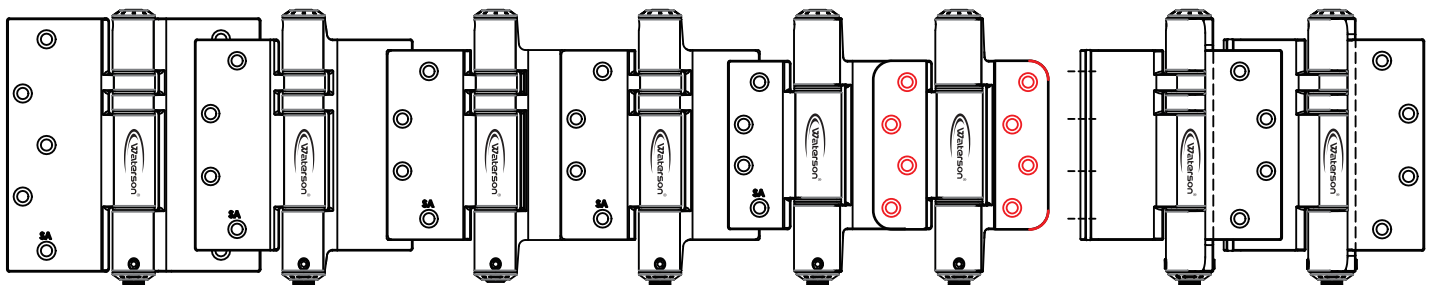
HA | Hydraulic damping + Swing speed adjustment

HS | Hydraulic damping + Closing force adjustment

NM | No closing function (regular hinge)

K51M - Full Mortise Sizes

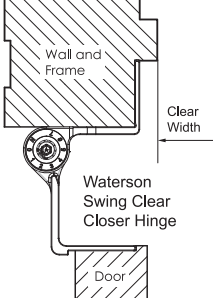

K51L - Swing Clear Sizes



Identification	K51M-600	K51M-500	K51M-500D	K51M-455	K51M-450	K51M-400	K51M-400-R	K51L-SWRH-450	K51L-SWRH-545
Hinge Size	6" x 6"	5" x 5"	5" x 5"	4.5" x 5"	4.5" x 4.5"	4" x 4"	4" x 4"	4.5" x 4.5"	5" x 4.5"
Hinge Gauge	0.160"	0.146"	0.190"	0.134"	0.134"	0.130"	0.130"	0.134"	0.190"
Door Thickness	2-1/4" and up	1-3/4" to 2-1/4"	1-3/4" to 2-1/4"	1-3/4" to 2-1/4"	1-3/4"	1-3/8"	1-3/8"	1-3/4"	1-3/4" to 2-1/4"

PRODUCT SELECTION TABLE


Stainless Steel Closer Hinges, Waterson K51 Series

Door Size (Max.)			Operation		Closer Hinges		Sets of Closer Hinges (Style-Size-Set)			
Thick. (inches)	W X H (feet)	Weight (pounds)	Fire Door Hold Open	Mechanical: All locations. Hybrid: Softer closer, interior only.	Per Door	Configuration Set	Full Mortise - Series K51M		Swing Clear - Series K51L-SWRH	
							Size, inches (BHMA Template)	Identification <i>Useable with fire-rated doors.</i>	Size, inches (BHMA Template)	Identification <i>Useable with fire-rated doors.</i>
1-3/8	4 x 7	260	🔥	Mechanical	3	A3: SA.SA.SA1	4 x 4 x 0.130 (A40M)	<i>K51M-400-A3</i>	 <p>Swing clear closer hinges increase clear width of doorway to improve accessibility and allow passage of wider equipment.</p>	
				Hybrid	3	B3: DS.HA.SA1	-	<i>K51M-400-B3</i>		
			🔵	Mechanical	3	C3: SB.SA.SA1	-	K51M-400-C3		
				Hybrid	3	D3: DS.HA.SB	-	K51M-400-D3		
	4 x 8	260	🔵	Mechanical	4	C4: SA.SB.SA.SA1	-	K51M-400-C4		
				Hybrid	4	D4: DS.SB.HA.SA1	-	K51M-400-D4		
		330	🔥	Mechanical	4	A4: DS.SA.SA.SA1	-	<i>K51M-400-A4</i>		
				Hybrid	4	B4: DS.SA.HA.SA1	-	<i>K51M-400-B4</i>		
1-3/4"	4 x 6	150	NO	Mechanical	2	SA.SA1	4.5 x 4.5 x 0.134 (A45M)	K51M-450-A2		
1-3/4	4 x 7	260	🔥	Mechanical	3	A3: SA.SA.SA1	-	<i>K51M-450-A3</i>	4.5 x 4.5 x 0.134 (A45MS)	<i>K51L-SWRH-450-A3</i>
				Hybrid	3	B3: DS.HA.SA1	-	<i>K51M-450-B3</i>	-	<i>K51L-SWRH-450-B3</i>
			🔵	Mechanical	3	C3: SB.SA.SA1	-	K51M-450-C3	-	K51L-SWRH-450-C3
				Hybrid	3	D3: DS.HA.SB	-	K51M-450-D3	-	K51L-SWRH-450-D3
	4 x 8	260	🔵	Mechanical	4	C4: SA.SB.SA.SA1	-	K51M-450-C4	-	K51L-SWRH-450-C4
				Hybrid	4	D4: DS.SB.HA.SA1	-	K51M-450-D4	-	K51L-SWRH-450-D4
		330	🔥	Mechanical	4	A4: DS.SA.SA.SA1	-	<i>K51M-450-A4</i>	-	<i>K51L-SWRH-450-A4</i>
				Hybrid	4	B4: DS.SA.HA.SA1	-	<i>K51M-450-B4</i>	-	<i>K51L-SWRH-450-B4</i>
1-3/4 to 2-1/4	4 x 7	260	🔥	Mechanical	3	A3: SA.SA.SA1	5 x 5 x 0.190 (A50B) 5 x 5 x 0.146 (A50M)	<i>K51M-500D-A3</i>	5 x 4.5 x 0.146 (A50MS)	<i>K51L-SWRH-545-A3</i>
				Hybrid	3	B3: DS.HA.SA1	-	<i>K51M-500D-B3</i>	-	<i>K51L-SWRH-545-B3</i>
			🔵	Mechanical	3	C3: SB.SA.SA1	-	K51M-500D-C3	-	K51L-SWRH-545-C3
				Hybrid	3	D3: DS.HA.SB	-	K51M-500D-D3	-	K51L-SWRH-545-D3
	4 x 8	260	🔵	Mechanical	4	C4: SA.SB.SA.SA1	-	K51M-500D-C4	-	K51L-SWRH-545-C4
				Hybrid	4	D4: DS.SB.HA.SA1	-	K51M-500D-D4	-	K51L-SWRH-545-D4
		330	🔥	Mechanical	4	A4: DS.SA.SA.SA1	-	<i>K51M-500D-A4</i>	-	<i>K51L-SWRH-545-A4</i>
				Hybrid	4	B4: DS.SA.HA.SA1	-	<i>K51M-500D-B4</i>	-	<i>K51L-SWRH-545-B4</i>
2-1/4 up	4 x 7	260	🔥	Mechanical	3	A3: SA.SA.SA1	6 x 6 x 0.160 (A60M)	<i>K51M-600-A3</i>		
				Hybrid	3	B3: DS.HA.SA1	-	<i>K51M-600-B3</i>		
			🔵	Mechanical	3	C3: SB.SA.SA1	-	K51M-600-C3		
				Hybrid	3	D3: DS.HA.SB	-	K51M-600-D3		
	4 x 8	260	🔵	Mechanical	4	C4: SA.SB.SA.SA1	-	K51M-600-C4		
				Hybrid	4	D4: DS.SB.HA.SA1	-	K51M-600-D4		
		330	🔥	Mechanical	4	A4: DS.SA.SA.SA1	-	<i>K51M-600-A4</i>		
				Hybrid	4	B4: DS.SA.HA.SA1	-	<i>K51M-600-B4</i>		

▶ Non-Handed. ▶ Conforms to ANSI/BHMA A156.7. ▶ Follow NFPA-80 for number of hinges required on a fire-rated door.
 ▶ Door Stop Options: A) two hinge set requires one door stop; B) three-four hinge set requires two door stops. ▶ Regular door operation from 0° to 120°
A Waterson Hinge Set contains 3 - 4 hinges. Each hinge provides a specific and distinct function that contributes to the set's optimal performance.



Simple and clean lines




Fits limited spaces




Less torsion on tall doors



Maintain aesthetics



Easy and unobtrusive



ADA-clearance compliant




Heavy-duty and reliable



Dependably weather resistant




ADA-5lbs force compliant



Reliable and long-lasting



Quiet and controlled



Commercial 3hr fire rated



Waterson USA

861 Production Place,
Holland, MI, 49423

Phone:
Website:
Email:

+1-770-746-9758
watsonusa.com
spec@watersonusa.com