

3-IN-1 AUTO DOOR-CLOSER HINGE

Patented

**COMBINES A HINGE,
DOOR CLOSER AND HOLD OPEN IN ONE PRODUCT**




- Advanced Engineering** 3-IN-1 Combines a Hinge, Closer and Optional Hold Open in One Product
- Zero Maintenance** Stainless Steel Construction, No Hydraulics, No Leaking Oil
- Full Adjustable** Adjust Closing Force, Adjust Closing Speed, Installation Complete
- Strength** Door Duty Maximum Loading 240 lbs.
- Durable** 1,000,000 Cycles Tested, Many Years of Maintenance Free Operation
- Code Compliant** ADA , UL Listed R26997 , ANSI/BHMA A156.17 Grade 1
- Material** 304 or 316 Stainless Steel

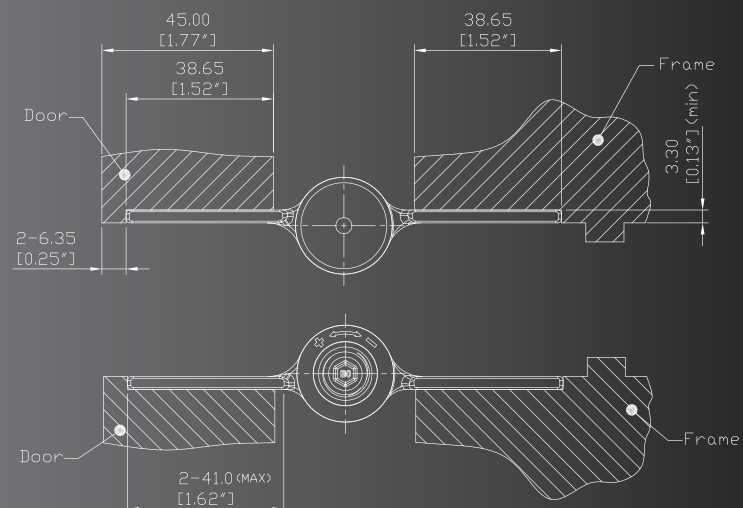
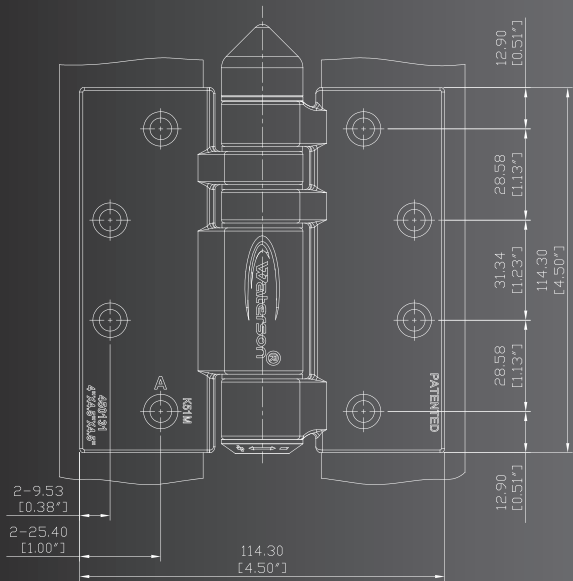


3-IN-1 AUTO DOOR-CLOSER HINGE

UL Listed R26997 for 1,000,000 Cycles



Adjustable Closing Force Setting 0 to 6
Available Finishes – 629 - 630 - 693 - 695 - WHT



K51MP Series Gate Full Mortise

Model Name	Dimensions	Material	Operation Type
K51MP-450	4.5" x 4.5"	304 316 Stainless Steel	A1: Controls closing from 0° to 20° A2: Controls closing from 0° to 20° A: Controls closing from 21° to 90° B: Controls hold-open function at 85° to 90° B1: Controls hold-open function 85° to 90°

All specifications conform to ANSI/BHMA A156.7.

Loading Capacity: One hinge can bear maximum 60 lbs, in door weight.

The product lifetime and its maximum loading weight will be influenced by the loading pressure or the set-up of braking graduation.